

Let's Have Fun With Fire Safety!



Dear Parents:

You have an important role in teaching children about fire safety. This activity book gives children valuable fire safety and prevention tips. To help your child become more aware of the information in this book, we encourage you to talk to them about fire safety and prevention. The tips below will help you:


- Make sure you have working smoke alarms on every level of your home. Put them inside bedrooms and outside sleeping areas.
- Test your alarms each month.
- Change batteries each year if you need to.
- Change your smoke alarms after 10 years.
- Make a family escape plan.
- Practice your plan at least twice a year.



Let's Have Fun With Fire Safety

Welcome to the U.S. Fire Administration's Activity Book, where fire safety and fun start!

You should learn this information so you can tell someone if you have an emergency. Fill in the blanks below.



Name: _____

Age: _____

Address: _____

Phone number: _____

Fire department: _____

Emergency number: _____

About Fire

Fire is fast!

A small flame can become big quickly. It only takes a few minutes for smoke to fill your house.

Fire is hot!



The temperature in a fire can be very hot.

Fire is dark!

When a fire starts, it is bright. But the smoke will make a room very dark. You may not be able to see.

Fire is deadly!

Smoke is poisonous and can hurt you.



I Spy the Smoke Alarm

Can you find the smoke alarm?




Smoke alarms should be inside each bedroom and outside sleeping areas. Put them on the ceiling or up high on the wall.

What to do if You Hear a Smoke Alarm Sound




Follow these steps when you hear a smoke alarm sound:



- If there is smoke, get low and go to your exit.



- Go to your family's outside meeting place.



- Call the fire department.




- Stay outside. Once you are outside, do not go back inside unless a firefighter says it is okay.

Remember to follow these same steps when you are sleeping over at a friend's house or staying with your grandparents.

Find Two Ways Out



You should know two ways out of every room and two ways out of your house. Can you find two ways out of these rooms?



Draw an Escape Plan

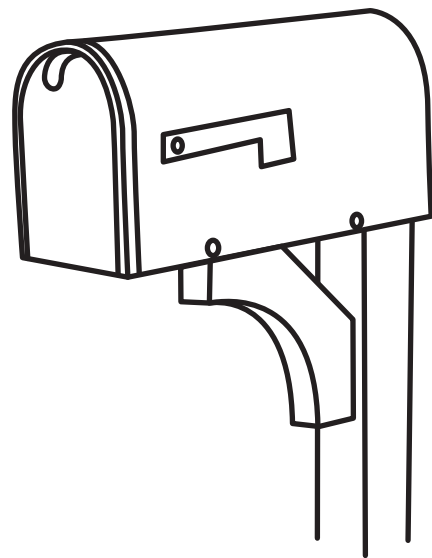





- Draw the layout of your room. Turn this page around to give you more room. Include:
 - Doorways.
 - Windows (if they can be used as exits).
- Draw two ways out of your room.
- Practice escaping from your room! Keep track of how many times you practice escaping.

Choose an Outside Meeting Place

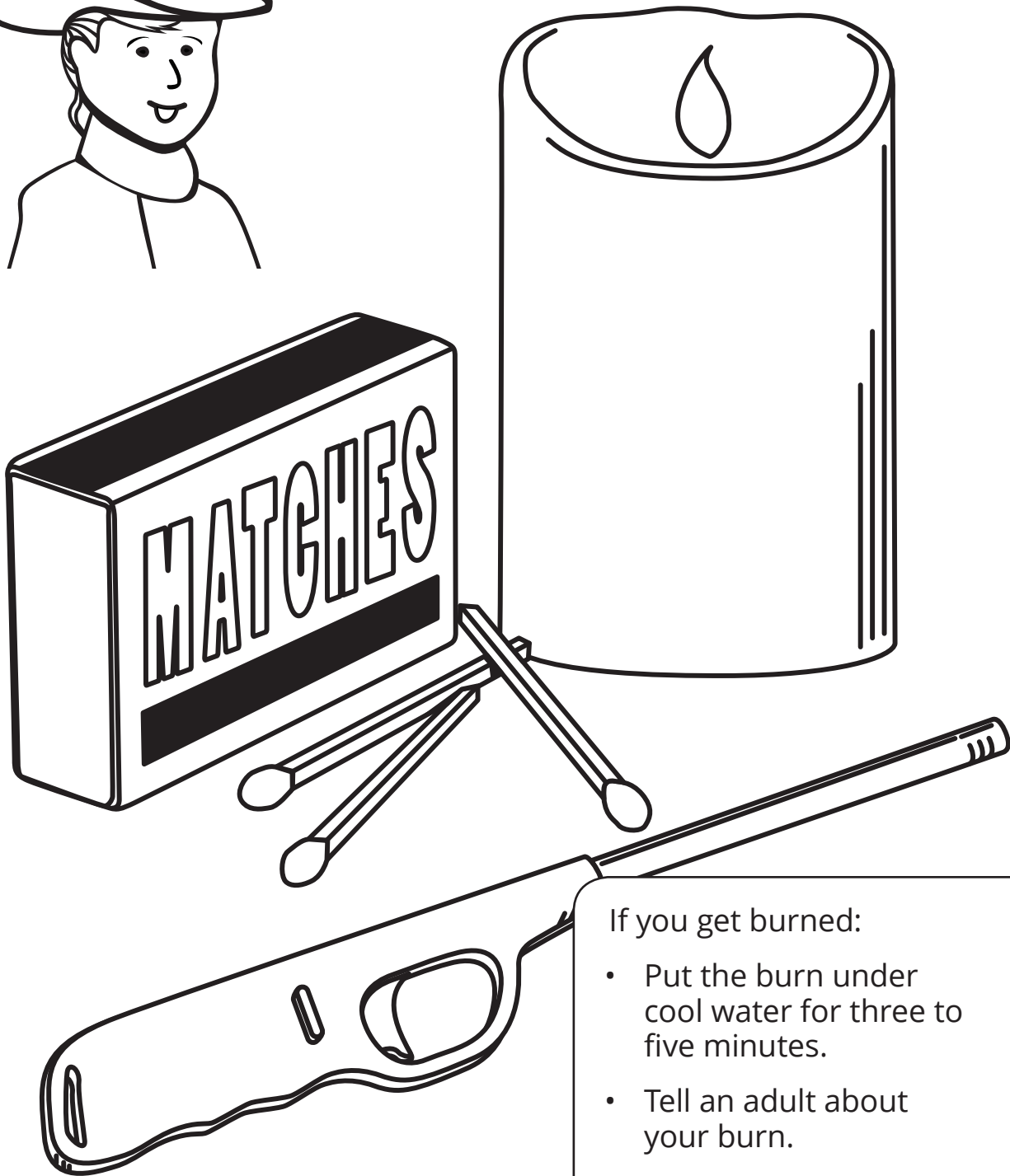

Your meeting place should be outside your home where firefighters can see you.

A good outside meeting place is far enough from your home to be safe, and it stays in one location. Circle the good choices for an outside meeting place below, and put an "X" over the bad choices.



Never Touch Matches, Lighters or Candles


If you find matches, lighters or candles, tell an adult.



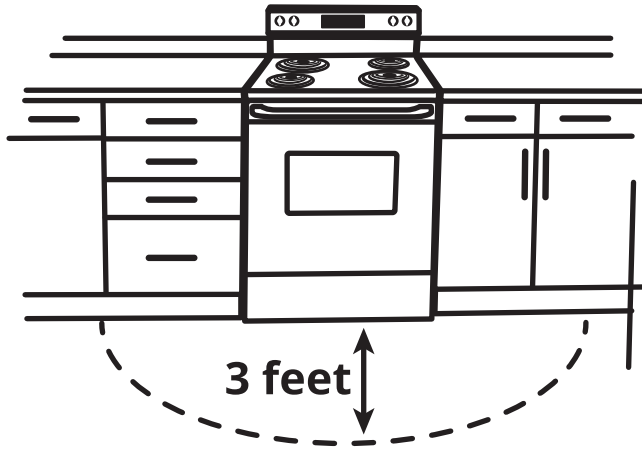
If you get burned:

- Put the burn under cool water for three to five minutes.
- Tell an adult about your burn.
- If the burn is bigger than your palm, you should go to the doctor.

Kitchen Safety




Stay fire safe in the kitchen!



- Stay 3 feet away from the stove or oven.

- Don't put anything that can burn on the stove.



- If you are allowed to use the microwave, remember that the microwave and food inside can get very hot.
- Let the food cool in the microwave after it cooks.
- Remove food slowly so it doesn't spill on you.

Find Two Ways Out Coloring Math

Directions: Solve the math problems, and use the color key to color each item in the room according to its number.

Can you find two ways out of this room?
(Hint: They should be colored in green!)



Color Key

2 = red


5 = purple

3 = green

6 = orange

4 = yellow


7 = blue



Let's Review

Fires burn fast and hot, and smoke can make a room very dark.

Remember:




- Know two ways out of every room in your house.
- Practice getting out with a grown-up.
- Stay low, and get to your exit if your smoke alarm sounds and you see smoke.
- Before you open a door, feel it. If it is hot, use your other exit.
- Go to your outside meeting place.
- Call 911 or your emergency number from a cellphone or a neighbor's house phone.
- Stay outside. Do not go back in the house for anything.



My Drawing Pages

Use these pages
to draw something you
learned about fire safety.



For more information or copies of this publication, please contact:

U.S. Fire Administration

16825 South Seton Ave.

Emmitsburg, MD 21727

800-561-3356

www.usfa.fema.gov

FA-348 / June 2016

